

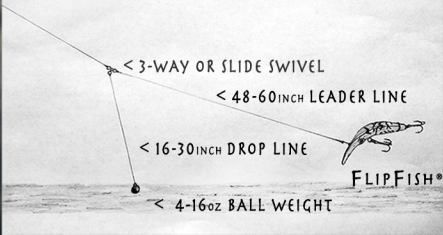


FLIPFISH®

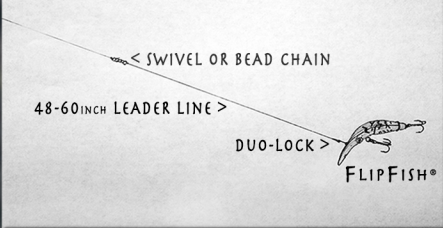
MANY FISH WERE HARMED IN THE MAKING OF THIS LURE

SUGGESTED RIGGING DIAGRAMS

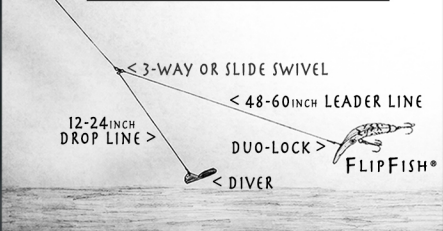
ANCHORED



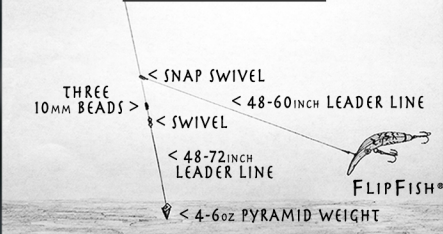
TROLLING



BACK TROLLING



PLUNKING



THE UV MAGNUM DIFFERENCE



OTHER GUYS UV

FLIPFISH® UV

* THESE ARE ACTUAL PHOTOS AND ARE NOT ENHANCED

HOW TO LOAD BAIT

- 1- SIMPLY ROLL THE O-RING TO THE UNLOCKED POSITION.
- 2- FLIP THE HATCH OPEN & LOAD YOUR FAVORITE BAIT INTO THE BAIT CHAMBER.
- 3- CLOSE THE HATCH & ROLL THE O-RING TO LOCKED POSITION.

CATCH FISH & START THE BBQ!



BAIT RECHARGE

QUICKLY GIVE THE FLIPFISH® A BLAST OF SCENT. RECHARGE THE BAIT CHAMBER WITH A BAIT INJECTOR THROUGH THE BLOWHOLE TUNNEL.



FLIP HATCH · LOAD BAIT · CATCH FISH